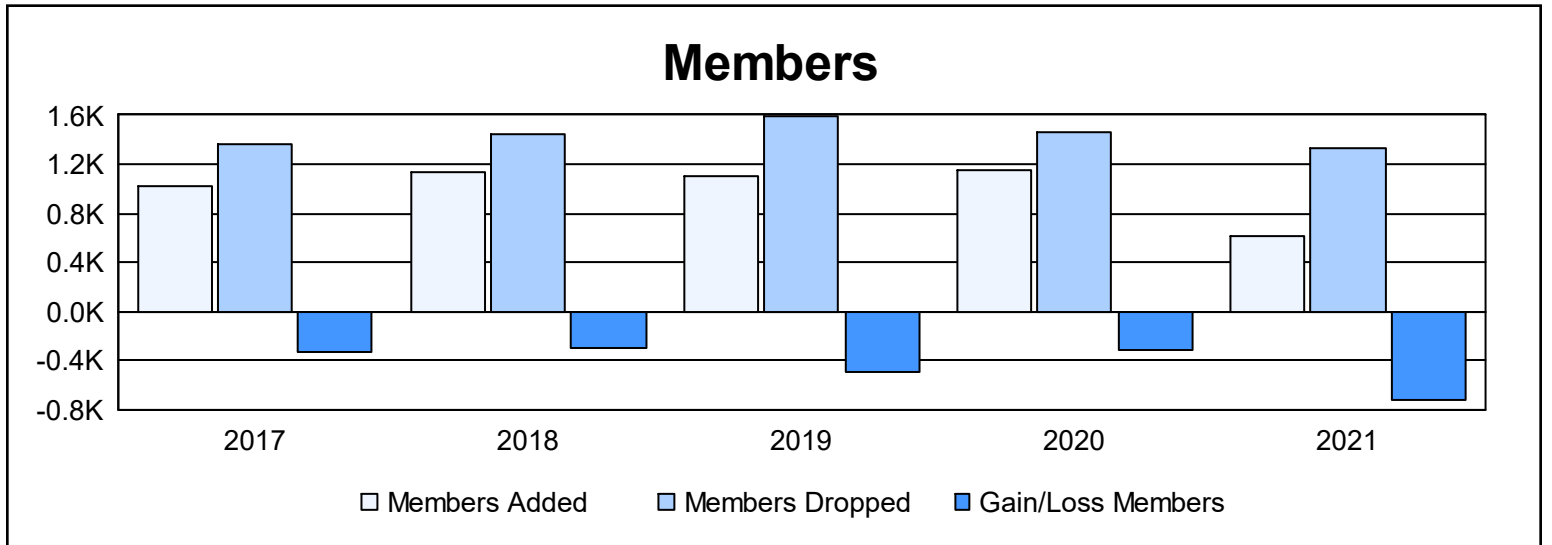
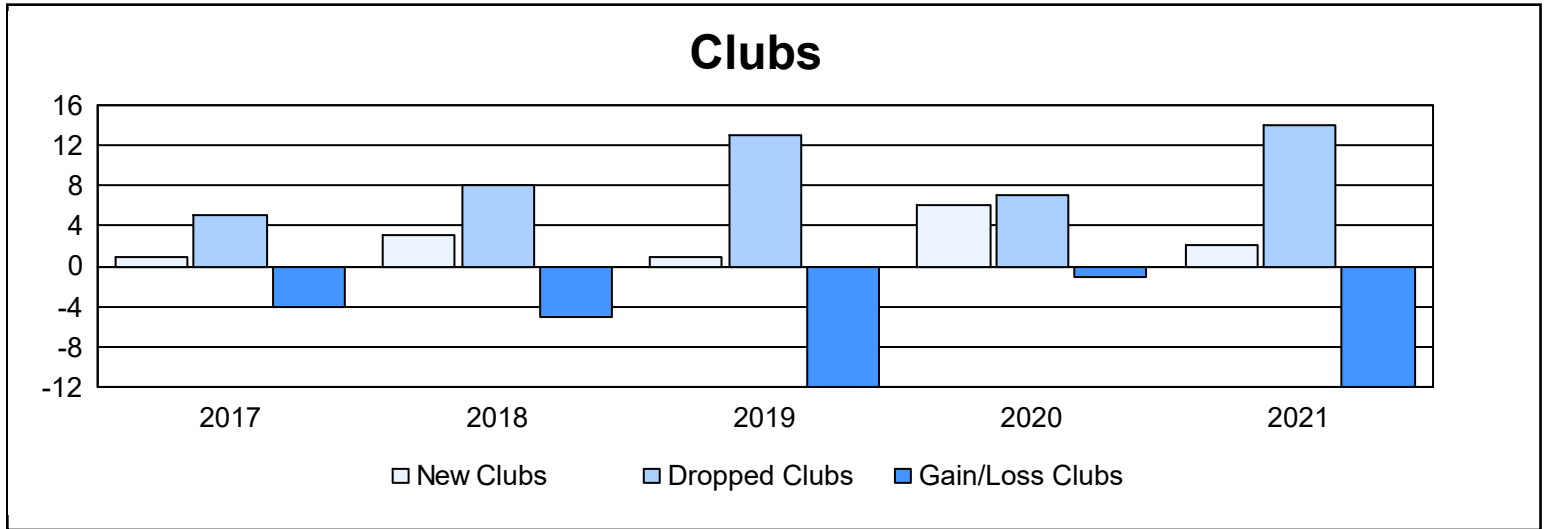
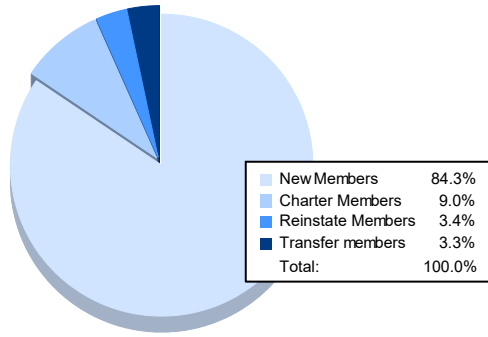


| Year           | New Clubs | Dropped Clubs | Gain/ Loss Clubs | New Members | Charter Members | Reinstate Members | Transfer Members | Total Member Added | Total Members Dropped | Gain/ Loss Members |
|----------------|-----------|---------------|------------------|-------------|-----------------|-------------------|------------------|--------------------|-----------------------|--------------------|
| 2016-2017      | 1         | 5             | -4               | 940         | 30              | 26                | 29               | 1,025              | 1,357                 | -332               |
| 2017-2018      | 3         | 8             | -5               | 967         | 62              | 44                | 62               | 1,135              | 1,437                 | -302               |
| 2018-2019      | 1         | 13            | -12              | 969         | 30              | 27                | 76               | 1,102              | 1,594                 | -492               |
| 2019-2020      | 6         | 7             | -1               | 910         | 148             | 55                | 42               | 1,155              | 1,463                 | -308               |
| 2020-2021      | 2         | 14            | -12              | 517         | 55              | 21                | 20               | 613                | 1,328                 | -715               |
| <b>Average</b> | <b>3</b>  | <b>9</b>      | <b>-7</b>        | <b>861</b>  | <b>65</b>       | <b>35</b>         | <b>46</b>        | <b>1,006</b>       | <b>1,436</b>          | <b>-430</b>        |



### Membership Composition June 2021 Cumulative



### Gender Composition June 2021 Cumulative

